

令和6年度
土浦日本大学中等教育学校 ICL入試 問題用紙

A C E (英 語 筆 記)

(試験時間30分)



解答上の注意

1. 「はじめ」と合図があるまで、本冊子を開かないこと。
2. 解答は、所定の解答欄^{らん}にはっきりと読みやすい字で書くこと。
3. 机の上には、「受験票」「筆記用具」以外のものを置かないこと。
4. ^{けいたい}携帯電話等の電子機器の電源はすべて切っておくこと。

受 験 番 号	氏 名


Part 1: Short Descriptive Sentences

Listen and choose the letter that best describes the picture.

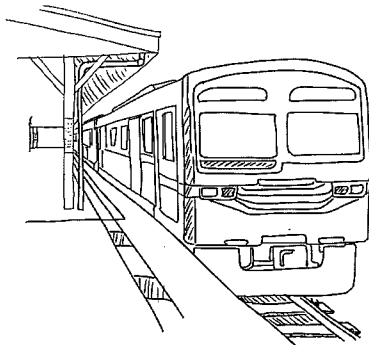
1.



2.




3.




4.



5.



6.




7.



8.



9.



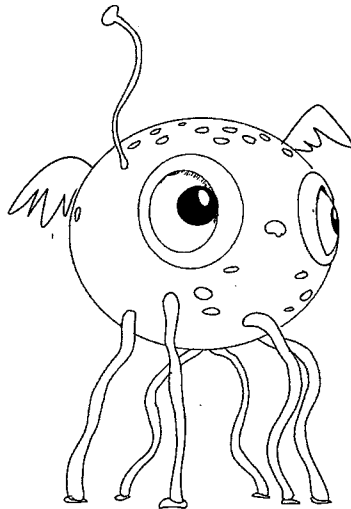
10.




Part 2: Descriptive Language

Listen to the people speaking. Then listen to the questions carefully and draw your answers.

1. Draw the missing part of the alien.



2. Draw the missing part of the house.




3. What does the girl's cousin look like? Draw what is missing.




4. Draw the missing part of the study room.




5. Draw the panda's face.



6. Draw what is missing in this scene.



7. Draw what is missing on this tray.




Part 3: Listening for details.

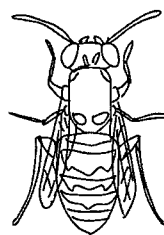
A. Listen to the people speaking, then choose the picture that answers the question.

1. What insect did Emily like to catch when she was a child?

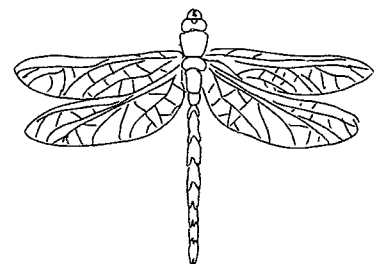
A.



B.

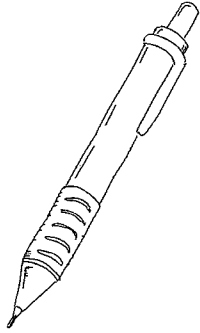


C.

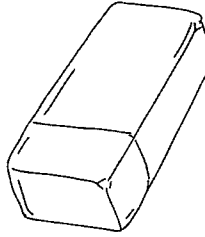


2. What is being talked about?

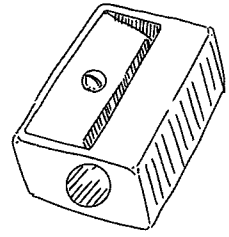
A.



B.




C.



3. What kind of day is described?


A.



B.



C.



4. What will the boy do tomorrow?

A.



B.




C.



5. What season is being described?

A.



B.




C.




6. How many eggs are left in the carton now?


A.



B.



C.



B. Listen and choose the correct order that best describes the story or instruction.

1. What is the order of activities of the tour?

A. buy souvenirs → go to a market → go to a park

B. walk along a cobbled street → buy souvenirs → visit a historical town

C. visit a historical town → go to a market → go to a park

2. What are the steps of assembling a bookshelf?

A. check the parts and tools → attach the top panel → add the shelves

B. check the parts and tools → attach the side panels → add the shelves

C. attach the side panels → lay out the panels on the floor → attach the top panels

3. What are the steps in making a sandwich?

A. gather ingredients → add a layer of cheese and ham → spread butter on the bread

B. lay slices of bread on a plate → spread butter on the bread → add a layer of cheese and ham

C. gather ingredients → lay slices of bread on a plate → add a layer of cheese and ham

4. How do you study for a test?

A. find a quiet place → make a summary of main topics → practice sample questions

B. make a summary of main topics → get enough sleep → practice sample questions

C. gather your notes → practice sample questions → make a summary of the main topic

Part 4: Listening and Writing

Listen carefully, then write your answers to the questions that follow. Write your answers in complete sentences.

1. _____.

2. _____.

3. _____.

